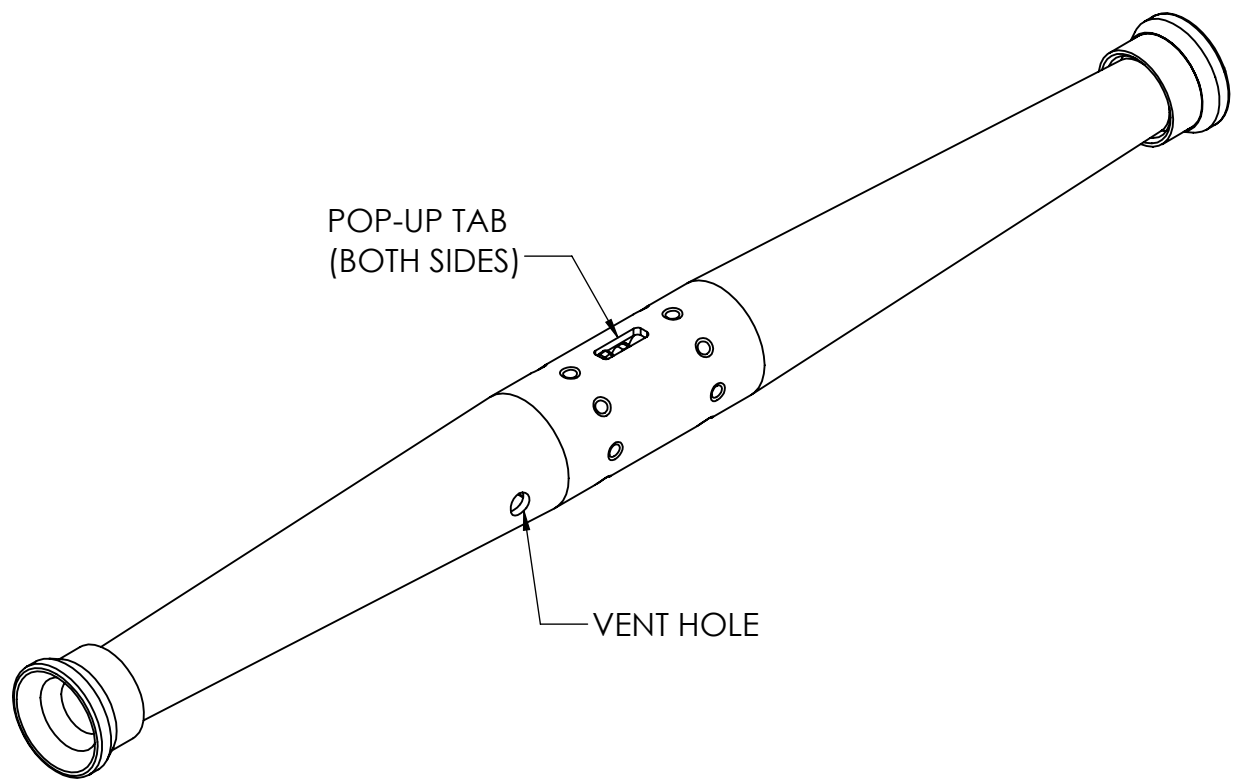
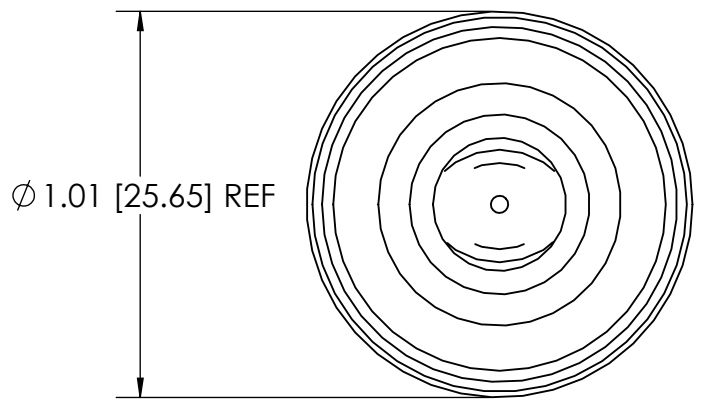
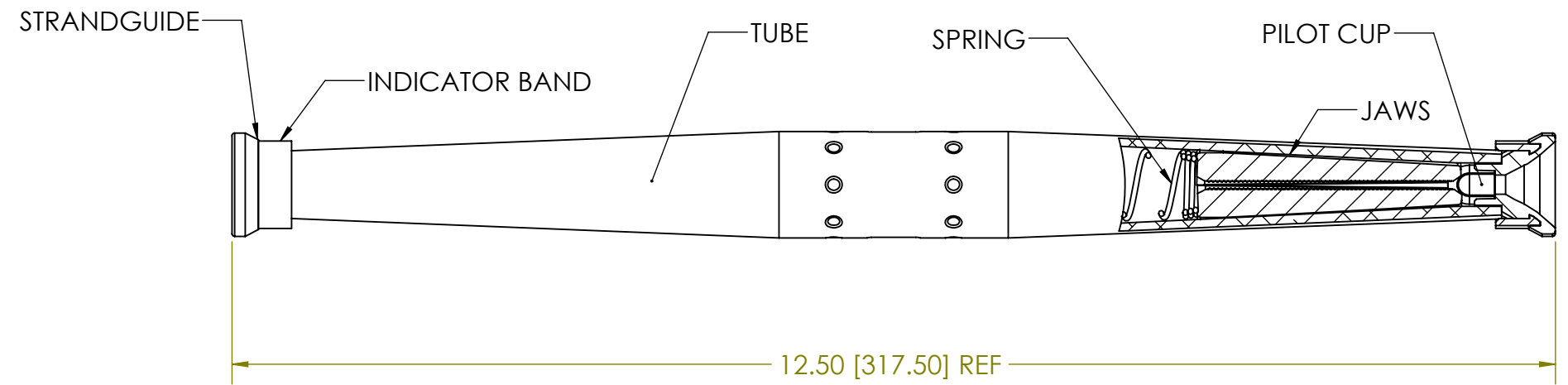


| | | | |
|------------|------------|---------------------|--------|
| PAPER SIZE | | DRAWING NUMBER | |
| B | | GD-7652APCRS | |
| REV | REVISED BY | REVISION DATE | ECO # |
| A | CAN | 04-15-20 | D9885 |
| B | SJL | 06-15-21 | D10235 |
| C | CLF | 10-06-23 | 13087 |



| ITEM # | DESCRIPTION | MATERIAL | QUANTITY |
|--------|----------------|-------------------------|----------|
| 1 | TUBE | ALUMINUM ALLOY | 1 |
| 2 | JAW | DIE CAST ALUMINUM ALLOY | 4 |
| 3 | SPRING | STAINLESS STEEL | 2 |
| 4 | CENTER TAB | PLASTIC (GREEN) | 1 |
| 5 | PILOT CUP | STAINLESS STEEL | 2 |
| 6 | STRAND GUIDE | PLASTIC (RED) | 2 |
| 7 | INDICATOR BAND | PLASTIC (ORANGE) | 2 |

| WIRE RANGE | |
|----------------|-----------|
| ACSR ASTM-B232 | #2 & #4 |
| AAAC ASTM-B399 | #2 & #4 |
| AAC ASTM-B231 | #2 & #4 |
| DIAMETER RANGE | .229-.340 |

| | |
|-----------|-----------|
| CATALOG # | 7652APCRS |
|-----------|-----------|

- Notes:**
1. Connector is rated to hold a minimum of 95% of the RBS of the strand used.
 2. Dimensions are in inches with millimeters noted in brackets.
 3. All dimensions are reference.
 4. Standard pack is 100.
 5. Current Class A (Heavy Duty) and Tension Class 1 (Full Tension) per ANSI C119.4.

This drawing contains confidential information that is the property of MacLean Power, L.L.C. ("MacLean"). Use of MacLean's confidential information without MacLean's express written consent is strictly prohibited and may expose you to legal liability. If you believe that you received this material in error, please destroy it or return it to "MacLean Power, L.L.C., 11411 Addison Street, Franklin Park, Illinois 60131, USA."

| | |
|---|----------|
| UNLESS OTHERWISE SPECIFIED DIMENSIONS ARE IN: | |
| INCHES | |
| TOLERANCES ARE: | |
| .X | +/- 0.1 |
| .XX | +/- 0.03 |
| .XXX | +/- .015 |
| ANGLES | +/- 1.0° |

| | | | |
|---|--|---|-----|
| DRAWING NUMBER: GD-7652APCRS | | DO NOT SCALE DRAWING | |
| SHEET NAME: 7652AP CRS | | CAD GENERATED DRAWING DO NOT MANUALLY UPDATE | |
| 1 OF 1 | | DESIGN DATE: 4-16-18 | |
| DRAWING DESCRIPTION: 7652AP CRS AUTOMATIC ACSR TENSION SPLICE, CORROSION RESISTANT WITH POP OUT TABS | | DRAWN BY: | ZHB |
| | | ENGINEER: | SJL |
| | | APPROVED: | MG |
| DRAWING SCALE: NONE | | | |